
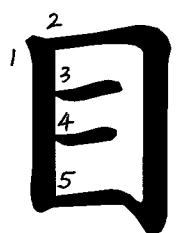




Stroke Order of Characters in Lesson 4



The number before each stroke indicates where the stroke starts as well as the stroke order.




		
<p>yī</p>	<p>fú</p>	<p>shū</p>
		
<p>mù</p>	<p>zuì</p>	<p>xiān</p>
		
<p>zǎo</p>	<p>xǐ</p>	<p>zǎo</p>

		
shuì	jiào; jué (T)	jiào; jué (S)
		
tīng (T)	tīng(S)	wǎn
		
mǎi (T)	mǎi (S)	dà
		
mào	jiě	tóng

qǐng (T)	wèn (T)	tí (T)
qǐng (S)	wèn (S)	tí (S)
jī (T)	chǎng (T)	tiě (T)
jī (S)	chǎng (S)	tiě (S)

		
<p>bǐ</p>	<p>jiào (T)</p>	<p>jiào (S)</p>
		
<p>qīng</p>	<p>chǔ</p>	<p>zì</p>
		
<p>shān</p>	<p>zuò</p>	<p>kǒng</p>
		
<p>kè</p>	<p>qì</p>	<p>shuǐ</p>

		
<p>yào</p>	<p>fēi (T)</p>	<p>fēi (S)</p>
		
<p>hàn (T)</p>	<p>hàn (S)</p>	<p>jí</p>
		
<p>zhǎng; cháng (T)</p>	<p>zhǎng; cháng (S)</p>	<p>huǒ</p>
		
<p>zhàn</p>	<p>péng</p>	<p>yǒu</p>

		
<p>zhù</p>	<p>yòng</p>	<p>piàn</p>
		
<p>gōng</p>	<p>huì (T)</p>	<p>huì (S)</p>
		
<p>wǔ</p>	<p>gòng</p>	<p>zuò</p>

MIT OpenCourseWare
<http://ocw.mit.edu>

21G.102 / 21G.152 Chinese II (Regular)
Spring 2006

For information about citing these materials or our Terms of Use, visit: <http://ocw.mit.edu/terms>.