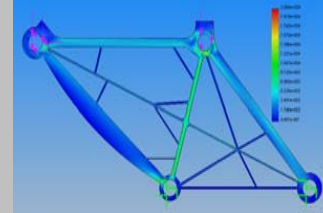

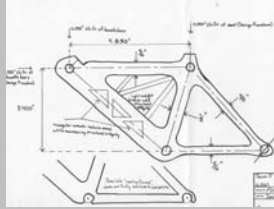
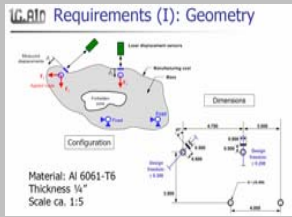


# Design Evolution

## Phase 1



Problem Statement



Sketch



CAD Model



CAE



Rapid Prototyping  
Validation



## Phase 2

Design Optimization (Trimming!)



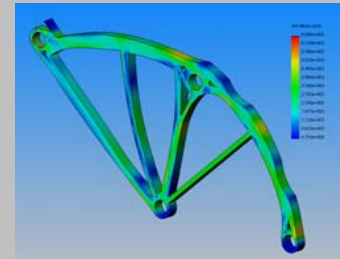
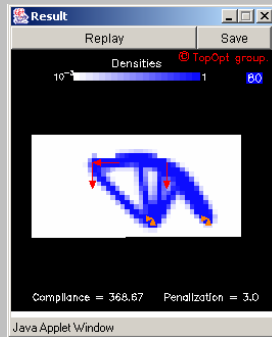
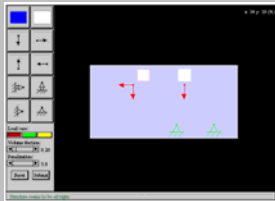
CAD Model V2



CAE V2



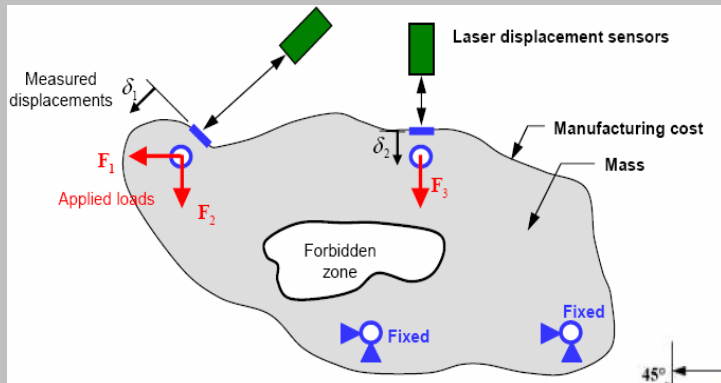
Rapid Prototyping V2  
Validation V2



# Comparison of Metrics

	Displacement 1	Displacement 2	Mass	Natural Freq	Cost
<b>Requirement</b>	0.071 mm	0.011 mm	0.160 lbs	505.7Hertz	7.8 \$ / Part
<b>CAE 1</b>	0.303 mm	0.0455 mm	0.160 lbs	460 Hertz	\$14.83
<b>Experimental 1</b>	0.7473 mm	0.08625 mm	0.166 lbs	477.45 Hertz	\$14.83
<b>CAE 2</b>	0.1568 mm	0.010998 mm	0.160 lbs	432 Hertz	\$10.19
<b>Experimental 2</b>	0.390 mm	0.043575 mm	0.165 lbs	426.2 Hertz	\$10.19

**Table 1:** CAE and Experimental Data

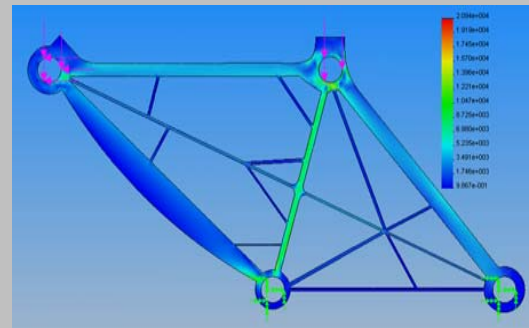


## Load Case

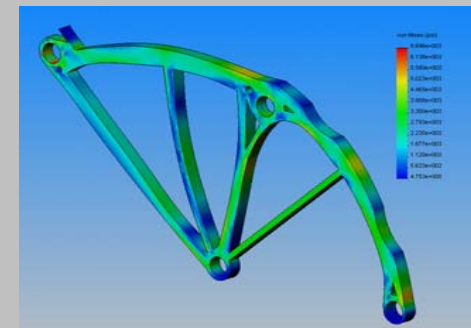
$F_1 = 100\text{lbs}$

$F_2 = 100\text{lbs}$


$F_3 = 50\text{lbs}$



Version 1 CAE



Version 1 CAE



Version 1 CAE



Version 1 CAE

# FIVE



Attribute	Constrain	Optimize	Accept
Cost			■
Performance		■	
Mass	■		

Table 2: Priorities

## Final Specifications in Comparison to Requirements

Manufacturing Cost	\$10.19	\$7.80
Performance	0.390mm, 0.0435mm	0.071mm, 0.011mm
Mass	0.165 lbs	0.160 lbs
Surface Quality	5	5



## Design rational

- Focused on requirement delta2 to achieve stiff and rigid power train region to give rider a sense of good acceleration
- Met mass requirement as weight is an important factor in racing bike
- Cost was largely ignored, as it is an acceptable criteria and optimizing for the other factors naturally improved cost efficiency

# Final Conclusions

- Design analysis arrived at performance and weight results with in a reasonable window for the 2<sup>nd</sup> product
  - $\delta_1$  was 221% of the target, while  $\delta_2$  was 99.9% of the target deflection
  - Mass was at 100% of the target
- Testing did not align with the CAE to full satisfaction
  - $\delta_1$  was 248.7% of the prediction, while  $\delta_2$  was 396.2% of Cosmos Works' predictions
- While the iterations were successively achieving better results, the final model has nearly approached the limitations of the materials being utilized
  - Only by blending materials and adding new parts to the assembly, can the performance to mass ratio be improved
  - Any advancements of this kind will require a new manufacturing process, which is currently available.
- While further iterations of the design and prototyping process could improve the designs performance, these iterations would not be cost effective

